

SUMMIT SERIES

CABINET DOORS AND PANELS BY FORMATIONS



SUMMIT SERIES

CABINET DOORS AND PANELS BY FORMATIONS

INNOVATION BY DESIGN



SUMMIT Series cabinet doors are sleek, modern surfaces, available in Serica® matte as well as high gloss finishes that present a richness of color, clarity and depth.

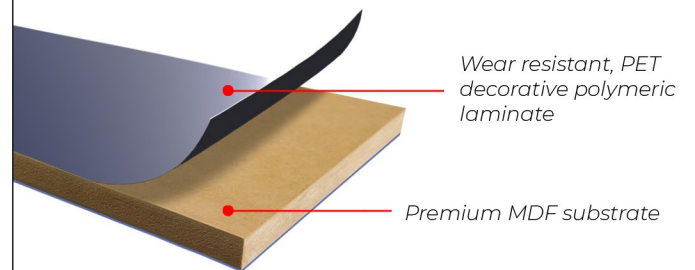
Summit Series cabinet doors are durable, scratch resistant and require little maintenance. A great solution for kitchen and bath, closets and interior casework.

SUMMIT Series cabinet doors represent the latest technological advancements in PET polymeric surfaces. For example our Serica® *super-matte* cabinet doors contain anti-fingerprint and thermal-healing capabilities to repair minor surface abrasions.

Our doors, components and panels are produced using premium materials and machined with precision. Unique edgbanding technology delivers a seamless look while providing exceptional durability.

What are PET polymeric doors?

Summit Series cabinet doors and panels are constructed of decorative PET polymeric foil permanently bonded to ultra smooth MDF (medium density fiberboard) via PUR resin.



Our Valued PET Partner:



SUMMIT SERIES

CABINET DOORS AND PANELS BY FORMATIONS



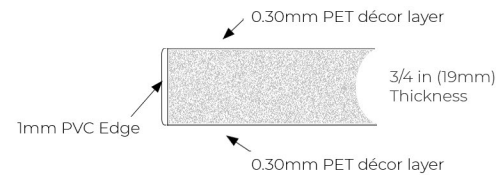
SUMMIT Series Slab Door Specifications

Finishes: High Gloss or Matte finish
Design: Contemporary
Face surface material: PET
Back surface material:
 - Serica® Series PET face, matching TFL back
 - Premier Series are 1 sided PET, matching TFL back
Edge treatment: PVC, Matching color & finish
Substrate: Premium Grade MDF
Cabinet Door thickness: 3/4 in (19 mm)

SUMMIT Series Slab Door Parameters
 Minimum 3(h) in x 3(w) in (76.2 x 76.2 mm)
 Maximum 48 x 119 in (1219 x 3023 mm)

Edgebanding Profile
 1.0 mm edge radius

SUMMIT Series Slab Door Profile




Overall dimensional tolerance +/- 1/32"

PET POLYMERIC COLOUR SELECTION

Serica® Series Solids Super-Matt / Anti-fingerprint



True White
 WL 1552



Moonlight
 WL 1623



Porcelain
 WL 1551



Light Grey
 NL 7473




Pebble
 NL 7521



Dust Grey
 NL 7415



Mineral Grey
 NL 7574



Black
 NL 7322



Coffee Brown
 NL 7575



Charcoal
 NL 7462



Kashmere
 NL 7393



Fjord
 VL 4246



Iron Grey
 NL 7576



Marine Blue
 BL 6230

Our Valued PET Partner:




formationswood.com

SUMMIT SERIES

CABINET DOORS AND PANELS BY FORMATIONS



Premier Series Solids




Bright White
Matte



Bright White
High Gloss



Black
High Gloss



Gun Metal
High Gloss



Essential Grey
High Gloss

Images above are representations of the colors & patterns available.

Please review an actual product sample when making final selections.



Branch Information

Edmonton, AB

12220 - 142 Street NW T5L 2G9
T: 780.451.6400
edmonton@formationswood.com

Calgary, AB

3916 - 70 Avenue SE T2C 2K1
T: 403.243.3115
calgary@formationswood.com

Winnipeg, MB

1601 Church Avenue R2X 1G9
T: 204.694.7040
winnipeg@formationswood.com

Langley, BC

Unit 105, 27515 - 56 Avenue V4W 0B6
T: 778.298.2200
vancouver@formationswood.com

Saskatoon, SK

3211 Millar Ave S7K 5Y3
T: 306.242.3300
saskatoon@formationswood.com

Regina, SK

Unit E, 520 12th Avenue E S4N 7N6
T: 306.522.6969
regina@formationswood.com

formationswood.com/cabinet-door-collection