


HORIZON SERIES

TFL CABINET DOORS BY FORMATIONS



HORIZON SERIES

HORIZON SERIES

TFL CABINET DOORS BY FORMATIONS

DESIGN VERSATILITY

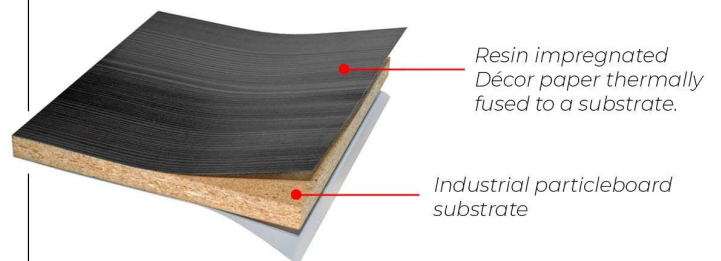


HORIZON Series TFL cabinet doors offer you design flexibility, ease of maintenance and durability.

Our TFL cabinet doors are produced using premium materials and machined with impressive precision. Unique edgework technology delivers a seamless look while providing exceptional durability.

WHAT IS TFL?

TFL stands for "Thermofused Laminate"



EDGE TREATMENT

HORIZON TFL doors feature pattern and texture matched rigidly bonded PVC edge treatment



HORIZON SERIES

TFL CABINET DOORS BY FORMATIONS



HORIZON Series Slab Door Specifications

Finishes: Textured woodgrains and Suede

Design: Contemporary

Face surface material: TFL

Back surface material: Matching TFL or White Back

Edge treatment: PVC, Matching color & finish

Substrate: Industrial Grade Particleboard

Cabinet Door thickness: 5/8 in or 3/4 in (16 or 19 mm)

HORIZON Series Slab Door Parameters

Minimum 3(h) in x 6(w) in (76.2 x 152.4 mm)

Maximum (dependant on TFL manufacturer)

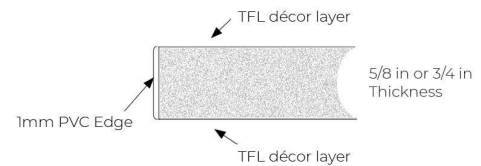
Edgebanding Profile

1.0 mm edge radius

Options

- Slab door or Drawer can be horizontal or vertical grain

HORIZON Series Slab Door Profile



COLOR SELECTION

We can produce HORIZON TFL Series cabinet doors in a large variety of woodgrains, solid color and texture options.

Please refer to our 'HORIZON Series Stock Color Card' to review our quick access TFL colors and patterns.

All TFL patterns from our Partners are 'available', however may require additional lead time and cost to procure. Inquire with your local Formations sales representative.



Featuring TFL collections by our Partners:

arauco
PRISM

 panoram.

formationswood.com

HORIZON SERIES